

V I K I N G Y A C H T S



4 5 O P E N

impressive
distinctive
inspiring
memorable
passionate

graceful
intelligent
luxurious
responsive
appealing



Comfort with room to spare

The 45 Open has been bred to deliver stellar performance with luxuriant accommodations to match. Airy and inviting, the tasteful salon offers a well earned respite after a long day on the water chasing trophies with its beautiful teak joinery, solid surface countertops in the galley and head, a plush lounge, full featured galley and entertainment system. Maximum privacy and comfort are assured with a choice of a single or two-stateroom layout. Both versions include a queen-size berth forward, while the alternate plan supplies the versatility of upper and lower berths in the port cabin.

The bridge deck features three adjustable helm seats and an L-shaped lounge to port with rod stowage below. To starboard, a molded fiberglass console houses a refrigerator and icemaker, stowage locker and jump seat.

The visibility from the centerline helm is outstanding and high-speed stainless-steel rudders matched to power-assisted hydraulic steering provide fingertip control.



Spectacular performance and quality

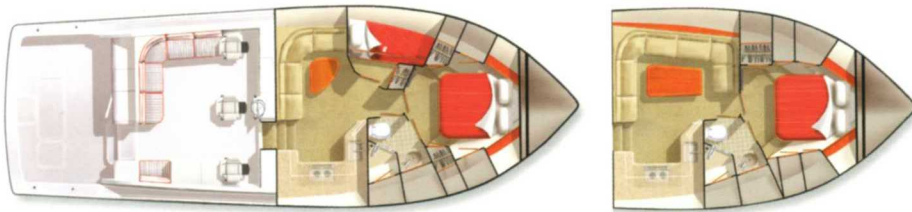
The 119 square-foot cockpit includes a molded nonslip sole with an insulated fishwell and drink box. A molded console holds a bait freezer, a rigging station, tackle stowage and provides engineroom access.

Engineered like its larger siblings, powder-coated web frame steel engine beds are hung on dedicated composite bulkheads to minimize vibration and assure drive train alignment. The raked entry, molded chines, 15-degree transom deadrise and fairbody running surface allows the 45 Open to plane quickly and efficiently and a solid keel enhances tracking in a seaway.

Options, including a variety of diesel power, a tuna tower, outriggers and a fiberglass swim platform, allow infinite customization possibilities.



Navigation and fishing electronics nestle safe, secure and always readable behind clear panels, which gives the helm a clean, customized look. In the cockpit, fishing amenities abound and the transom door serves anglers and divers alike.



45 Open Specifications

Length, Overall (L.O.A.)	45 ft. 10 in.	(13.97 m)
Beam	16 ft. 4 in.	(5.0 m)
Draft	4 ft. 6 in.	(1.37 m)
Displ. (wet)*	48,048 lbs.	(21,812 k)
Fuel	848 gals.	(3,210 l)
Water	150 gals.	(568 l)
Cockpit	119 sq. ft.	

*average weight



distinctive

impressive

memorable



luxurious

We cordially invite you to contact your Viking Yacht dealer to arrange a sea trial
and a visit to our 550,000 square-foot modern facility on the beautiful Bass River near Atlantic City, NJ.




For those who demand the best.

responsive

Route 9, On the Bass River, New Gretna, New Jersey 08224 U.S.A. • Tel (609) 296-6000 • Fax (609) 296-3956 • www.vikingyachts.com

For full details and the name of the Viking dealer nearest you, contact Viking Yacht Company.

The right is reserved to make changes, without notice, at any time, in equipment, materials, prices and specifications. Accommodation drawings and photos may show some optional equipment.



45' Open Specifications

viking		— YACHT COMPANY — NEW GRETN, NEW JERSEY			
TITLE		VIKING 45' OPEN			
SCALE	N/A	CAD	ENG	CKD	APR
DATE	8/1/08 - 1/31/09			DWG No.	REV



45' Open

Length, overall (L.O.A.)
45' 10" (13.97 meters)

Length, overall (including bow pulpit)
49' 7" (15.11 meters)

Waterline length (L.O.W.)
40' 0" (12.19 meters)

Beam
16' 4" (4.99 meters)

Deadrise (at transom)
15°

Draft (X)
4' 6" (1.37 meters)

Freeboard, forward (X)
5' 6" (1.68 meters)

Freeboard, aft (X)
2' 10" (0.86 meters)

Height, waterline to top of:
console (X)
9' 0" (2.74 meters)
hardtop (X)
10' 7" (3.22 meters)
masthead light
12' 9" (3.88 meters)

Gross weight (standard fuel load) (D)(X)
49,750 pounds (22,566 kilograms)

Fuel capacity (B)
848 gallons (3,210 liters)

Water capacity (B)
150 gallons (568 liters)

Holding tank capacity (B)
50 gallons (190 liters)

Cockpit area
119 square feet (11.06 square meters)

CONSTRUCTION

- Ablative/Copolymer anti-fouling bottom paint, 2 coats, primed
- Awlgrip brass thru-hulls in engine room and forward bilges
- Awlgrip engine room, lazarette, forward bilge and anchor locker for enhanced visibility and easier maintenance
- Blister resistant modified epoxy resin in entire hull skin
- Custom blended polyester resin used in structural laminates, top-sides, bridges, and hardtops
- Dockside and overboard pump outs for holding tank
- Hatches, three (3) Bomar, foredeck hatches, with Ocean Air screen shade system
- High-gloss, teak interior finish throughout
- High performance isophthalic gelcoat npp superior gloss, flexibility and outstanding weathering characteristics
- Hull interior, isophthalic gelcoat top-coated with a durable high gloss polyurethane coating
- Infused fiberglass fuel and holding tanks, with fiberglass baffles inside and balsa coring on sides for stiffness, sealed to hull with resin foam
- Laminated end-grain balsa core in hull side and top-sides
- Molded fiberglass salon floor/engine room ceiling with Divynicell core for acoustical and thermal insulation
- Solid reinforced keel
- Stringers, fiberglass encapsulated foam
- Vacuum bagged composite bulkheads – Main engine room bulkhead, intermediate engine room bulkheads, and forward bulkhead

MECHANICAL

- Air conditioning – zoned with reverse cycle heat for complete climate control throughout the interior
- Bilge pumps with additional dryout pumps in keel area linked into monitoring system and connected to float switches for automatic and manual operation

ELECTRICAL (continued)

- Master electrical control panel located in salon with 24V/120V circuit breakers, individual switching for shore 1, or generator supply and gauges for electrical supply, voltmeter, ampmeter, and frequency
- Receptacles, 120V duplex with GFI throughout
- Voltage stabilizer isolation transformers for more consistent, cleaner voltage

BRIDGE DECK

- Connection lug for single side band grounding
- Controls: Top-mounted single lever electronic controls with station select and keypad
- Electronics box lids drilled and tapped for gas pistons instead of thru bolts
- Fire system control with automatic and manual discharge and override system located at console
- Freshwater outlet
- Fuel gauge located in cabinet at console
- Gauges/electronic displays supplied by engine manufacturer
- Handrails, powder-coated aluminum effectively positioned
- Helm seat, companion seats, Murray Product, teak, ladder back with 4" pedestals and removable cushions and covers, adjustable
- Instrumentation based on standard engine package, lighted with switches in radio box
- Lighted compass, large and flush-mounted on centerline
- L-shaped lounge seating with vinyl covered foam cushion, hinged for storage under seats
- Manual engine shutdown switches at cabinet in console
- Moritz safety monitoring system with audible and visible alarms: fire, engine room temperature, high bilge water, high exhaust temperature, high coolant temperature, low oil pressure, and generator as well as confirming correct system operation
- Nonskid deck for traction and durability
- Power assist steering with steering junction block under helm for future stations/autopilot

SALON (continued)

- Majilite headliner, natural color, 1/8" foam & tricot backing
- Sliding salon door, contoured aluminum powder-coated to match gel coat with positive catch when opened and key lock
- Stereo speakers – multi-directional, mid/high range with volume control, recessed in and painted to match headliner
- Stereo system (12V) with 15" Sharp color flat screen TV, DVD/VCP combo units
- Teak cabinetry
- Vinyl Amtico flooring at salon door entrance

GALLEY

- Electric range, recessed in countertop with Corian lids and automatic shut off switch when lids are in place
- Exhaust fan, high velocity
- Galley countertop, high-gloss bone-color Corian
- Garbage disposal in sink
- Lights, overhead Xenon lights and fluorescent lighting
- Majilite headliner, natural color, 1/8" foam & tricot backing
- Microwave/convection oven located in upper galley cabinet
- Refrigerator and freezer, large capacity under-counter style
- Sink, bone-color Corian recessed in countertop with biscuit galley faucet
- Storage cabinets in upper galley, varnished teak doors
- Storage cabinets and drawers in lower galley, varnished teak doors and faces with stowage for stove lids, utensils, and other items
- Vinyl Amtico floor
- Water tank level gauge and pump indicator

MASTER STATEROOM (FORWARD)

- Air conditioning with reverse cycle heat with temperature control
- Bedspread – quilted, designer style
- Carpeting
- Drawer storage under bed, (2) large drawers



45' Open

Notations:

- D/C pressurized fresh water system with on deck fresh water fill and cockpit dockside supply inlet with pressure reducing valve
- "Delta T" engine room ventilation system with supply and discharge fans for proper fresh air supply and water intrusion suppression
- Engine room entrance package consisting of gauges for digital tachometer, engine water temperature, engine oil pressure, and engine room mounted engine start and stop switches for easier viewing and accessibility
- External sea strainers for main engine pick-ups
- Fire suppression system, automatically or manually operated and tied into main engine and generator ignition systems with override
- Fresh water supply in engine room for general maintenance and cleaning
- Fresh water manifold isolation system
- Fuel and oil lines, flexible, steel reinforced USCG approved, aircraft type
- Fuel priming pumps for main engines, 24V
- Fuel transfer system, 24V DC pump
- Hour meters on main engines and generator
- Internal sea strainers for generator, air conditioning and all other sea water pickups
- Mufflers – engines and generator, in-line type with surge tubes in engine room
- Oil changing system, gear type pump for main engines, transmissions, and generator with pump out line run to cockpit locker
- PEX plumbing, fresh water system plumbing
- Power assist hydraulic steering with steering junction block under helm for future stations/autopilot
- Propellers, Nibral
- Racor fuel/water separator filters for main engines and generator, glass bowl type, top loading for convenient replacing, includes vacuum gauge for fuel filter restriction – Awlgrip white
- Rudders, stainless steel with dripless thru-water and Tides Marine UHMW bearing for ease of maintenance
- Seacocks, bronze, ball-type sea valves and strainers for all thru-hulls below the water line - Awlgrip white
- Shafts – 2 Aquamet high-strength stainless steel, double-taper with machined keyway and cushion thrust plate at main engine couplings

- Recessed electronics boxes in console for custom electronics package that is easily viewable and protected from the elements by acrylic fitted lids with gaskets and stainless steel gas pistons
- Recessed radio box, large radio box on port side of console with switch panel inside
- Refrigerator/icemaker in starboard cabinet
- Stereo speakers, tied into stereo system in salon with volume control in radio box
- Storage cabinet
- Trim tab control switch mounted at console
- Trumpet style air horns, (2)
- VHF radio with antenna and mounts
- Windshield, raised wraparound front and sides and tempered glass and integrated enclosure track
- Windshield wipers/washers

COCKPIT

- Boarding box, fiberglass with nonskid, lift up top and storage
- Cable TV and telephone connections located in starboard dock cabinet and wired to a home run
 - RG6 TV cable to accommodate satellite system
 - Phone cable is CAT-5 to accommodate current data phone systems
- Cabinet with storage for gaffs and or other accessories located under starboard forward gunwale
- Dockside electric connection – 50 amp/220V electric retractable Glendinning Cablemaster, located in starboard cabinet under forward gunwale
- Dockside water connection with pressure reducing valve in port or starboard cabinet under forward gunwale
- Engine room access with door and with nonskid steps to engine room
- Fresh water wash down with hose bib located in cabinet under forward gunwale
- Gaskets for all lids, doors and access doors
- Hawse pipes
- Indirect rope lighting under coaming
- Insulated soda box under-mounted in command deck step for direct access from cockpit

- Hanging lockers, teak, maple-lined
- Island double bed with mattress and lift up top with gas pistons and storage underneath
- Lighting, overhead halogen lights and decorative indirect rope lighting from underneath bed platform
- Majilite headliner, natural color, 1/8" foam & tricort backing
- Mattress, "Handcraft", System # 3, Innerspring
- Pillow shams, (2)
- Reading lights, overhead with separate switches
- Sheets, (1 set), fitted cotton fabric
- Teak shelf
- TV, Sharp 20" LCD flatscreen mounted on wall

GUEST STATEROOM (TWO STATEROOM MODEL)

- Air conditioning with reverse cycle heat
- Bedspreads – quilted, designer style
- Carpeting
- Hanging locker, maple-lined
- Lighting, overhead Xenon lights and courtesy rope lighting underneath lower bunk rail
- Majilite headliner, natural color, 1/8" foam & tricort backing
- Mattress, "Handcraft", System #3, Innerspring
- Pillow shams, (2)
- Sheets and pillows, (1 set), fitted cotton fabric
- Stereo speakers recessed in soffit tied into salon stereo with volume control
- Storage drawer located under hanging locker
- Upper and lower berths with lift up lower bunk top and storage underneath - mattresses, orthopedic foam

HEAD

- Air conditioning/heat with vent in soffit
- Electric head
- Exhaust fan with vent soffit
- Linen storage
- Lower vanity with teak face
- Lights, overhead Xenon lights recessed in soffit and in ceiling
- Medicine cabinet with mirrored doors



45' Open

Notations:

- Structural steel engine beds mounted to transverse intermediate bulkheads to isolate torque and vibration/engine noise and ensure drive-train alignment
- Struts – thru-water, Nibral, laser targeted installation
- Trim tabs, dual piston with individual controls
- Twin diesel engines with marine grade reduction gears. *See manufacturers information for specifications
- Water heater – dual element, quick recovery, electric
- Y-valve emergency bilge pumps, (2)

ELECTRICAL

- 24V DC ship's service throughout
- 24V/12V power supply with breakers on bridge deck for future electronics
- 110V outlet in engine room on aft bulkhead
- Anchor light/navigation lights
- Batteries, (2) independent 24V banks mounted in fiberglass storage boxes
- Battery chargers, (2) with thermal cutoff and switching system for complete integration
- Battery distribution panel with battery cutoff and charging system breakers
- Battery parallel system for main engines and generator start
- Bonded electrical system with ground plate
- Color-coded, labeled and numbered wiring system with corresponding drawings
- Dimmers, AC interior lighting throughout
- Engine room lights, AC and DC with switch at engine room entrance
- Generator, Diesel, 17.5 kW, E-QD (electronic quiet diesel) Series, user-friendly with electronic governing allowing voltage and electronic frequency control
- Glendinning cablecaster, (1) with 3 wire grounded cord
- Instrument panel lights for bridge deck and main electric panel
- Lighting, overhead Xenon lights recessed in ceiling and rope type décor lights concealed by upholstered valences, 24V and 120V throughout

- Laminated mounting plate in-deck for future fighting chair or table
- Lazarett hatch with access to steering, trim tabs, drain pumps, and with spare prop storage
- Molded in in-deck storage boxes on either side of fishbox for optional livewell and/or ice box
- Molded nonskid deck
- Molded in tackle center with bait prep station featuring cutting board with custom fitted lid, tackle cabinet with pull-out drawers and push release door below and large, deep drop-in freezer to port
- Recessed in-deck fishbox, insulated and removable with pump out and drain plate with large holes for easy pump out and cleaning
- Rod holders, Rupp (4) stainless steel and flush-mounted
- Rounded cockpit coaming for comfort
- Sea water wash down with pump in engine room and supply at cabinet under forward gunwale to keep deck clean while fishing
- Self bailing cockpit with large cockpit scuppers
- Stainless steel cleats with recessed hawse pipes
- Stainless steel gas springs on all hatches and lids
- Stereo speakers powered from salon stereo with volume control
- Storage locker with shelf and push release door molded in at starboard side of salon steps
- Straps with padding to keep engine room door and transom door and gate open
- Transom swim steps at transom door
- Walk-through transom door with lift gate
- Y-valve for fresh and saltwater wash downs

SALON

- Air conditioning with reverse cycle heat with temperature control
- Cocktail table, teak, high-gloss finish
- Carpeting, wall-to-wall with lead lined padding for sound absorption
- L-shaped lounge with rod storage underneath
- Lighting, overhead Xenon lights recessed in headliner and indirect decorative rope lighting behind valences, 120V AC and 24V DC
- Main electrical service panel, AC/DC, backlit for easier viewing

- One-piece molded bone Corian countertop with rounded edges and with sink with satin nickel faucet
- Receptacle, 120V
- Shower light
- Stall shower, fiberglass with satin nickel shower fixtures and with drain to automatic sump pump in bilge
- Towel bar and ring – satin nickel
- Vinyl floor

MISCELLANEOUS

- Anchor constructed with a high-tensile, corrosion resistant aluminum magnesium alloy
- Anchor locker with access from foredeck
- Anchor rode
- Awlgrip bilge areas with access hatches, snow white and lighted using magnetic switches for easier maintenance and cleaning
- Bow rail, anodized aluminum, brushed finish
- Fire extinguishers, (5)
- Mooring lines, 3 strand nylon, (6)
- Recessed covers on transom to protect trim tab pistons
- SSB grounded shield
- Stainless steel bow, spring and stern cleats thru-bolted to aluminum backing plates
- Water delivery kit (N) with tool set
- Wrapped hatch carpet installation
- Zinc on transom



45' Open

NOTES:

This specification sheet is subject to change.

- A** The right is reserved to make changes, without notice, at any time, in equipment, materials, prices and specifications. Line drawings and photos may show some optional equipment.
- B** Capacities of tanks are estimates and usable volume will vary depending upon conditions.
- C** These prices apply only if order is placed prior to boat going into production. Prices are for standard installation only. Custom work is extra cost.
- D** Weight shown is calculated with fuel and water tanks full.
- E** Prices available through Dealer.
- H** Includes credit for standard.
- J** Must be ordered 90 days prior to start date.
- K** Requires F/B hardtop.
- N** Includes life jackets (6 adult), life ring (21"), flare kit, fenders: 10" (2), engine oil, deck mop, deck brush, bucket, hose, nozzle, fuel filters: engine and generator, raw water pump impeller for main engine (1), boat soap (1 qt.) and bilge cleaner (1 qt.).
- R** Generator is not intended to supply power for all standard and optional accessories. Load must be limited to generator output rating.
- S** In order to offer the full range of decor, selections are required with initial order.
- W** Standard manual pump will prime injection pump.
- X** Measured with largest engines available, full fuel and full water.

OPTIONAL EQUIPMENT (A) (C) (S)

STANDARD POWER: MAN V8 900CRM:900MHP

SATIN INTERIOR FINISH THROUGHOUT N/C

TWO STATEROOM (Plan B) 4,525

COCKPIT

Livewell in cockpit sole 1,850
 Refrigerated step box 1,960
 Swim platform & ladder 4,940
 Transom custom lettering POR
 Transom std. lettering 975
 Transom mounted fish box 2,800

DECK/EXTERIOR

Bow Pulpit 3,890
 Bow thruster (DC) 14,255
 Custom hull color 12,800
 Windlass, Lewmar V2SS w/50' chain, 250' rope 4,695

DECOR(S)

Appliqued bedspread and shams, MSR (IPO STD) 550
 Custom Decor (H) POR
 Decor mini accessory kit 2,600
 Decor maxi accessory kit 5,050
 Luxury edition 1,900
 Premier edition 5,700*
 Mirror ceiling in heads, each 2,935
 Sofa, upgraded style POR
 Wall covering, custom (J) POR

BRIDGE DECK

Custom helm pod w/stainless wheel 4,260
 Electronic single lever controls for pod 2,320
 Electronic trolling valves 4,260
 Helm Air 12,400

MASTER STATEROOM

Electronic safe under bed 2,600
 Stereo/CD player, (12V) 860
 Telephone (additional outlet) each 365

GUEST STATEROOM - PORT

Stereo/CD player, (12V) 860
 Telephone (additional outlet) each 365
 Television (outlet only) each 485
 TV, 20" color flat screen 1600

DELIVERY

Fuel & freight (E) POR
 Propellers, (spare), and removal/installation tool 20,355
 Truck packing 4,190

ENGINE ROOM

Eskimo Ice Machine 14,250 NET
 Water maker, 700 GPD w/auto backflush and helm control panel 15,920

OPTIONAL POWER

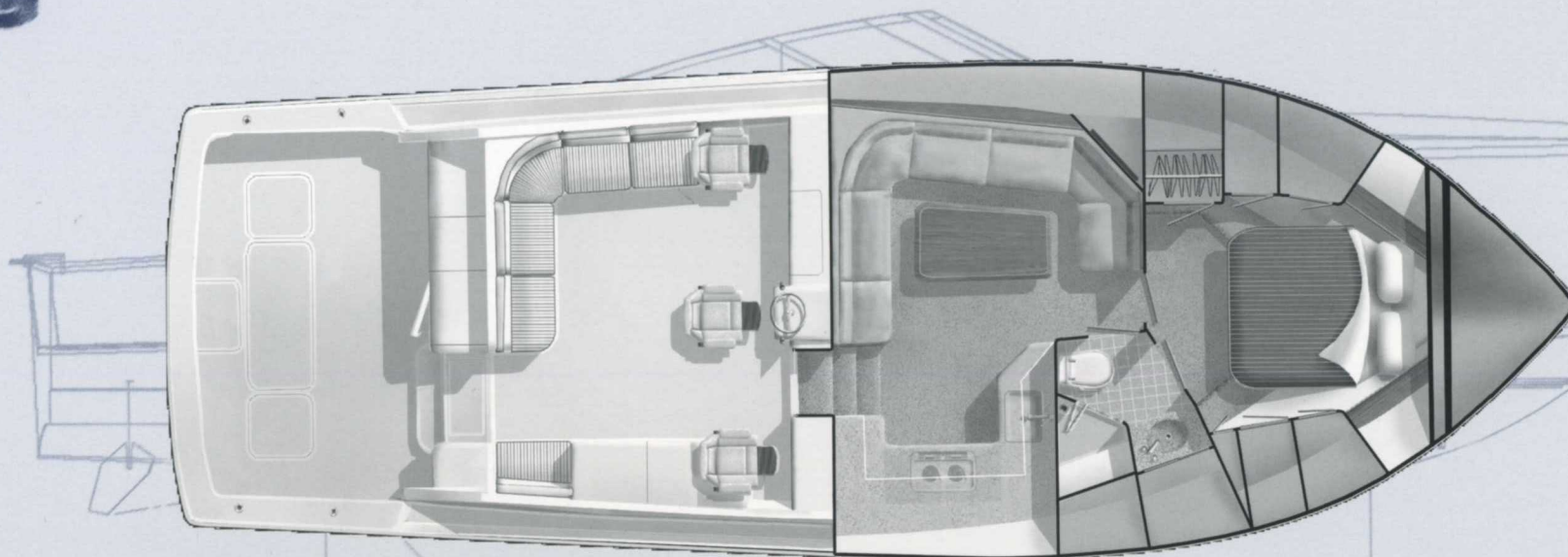
MAN V10 1100CRM:1100MHP POR



45' Open

VIKING YACHTS ONE YEAR LIMITED WARRANTY

Viking provides a 12 month limited warranty to the original purchaser. Certain restrictions apply. Ask your dealer for a copy.



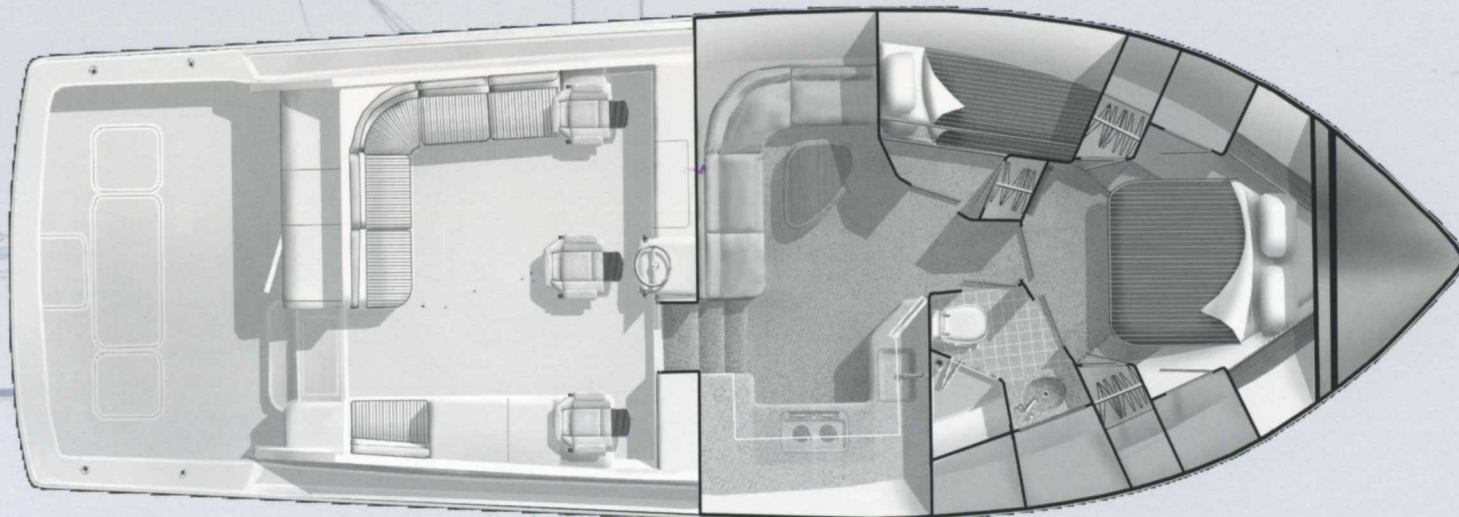
Standard Single Stateroom Layout

AFT FUEL TANK

WATER TANK

STD. HOLDING TANK

FWD FUEL TANK



Optional Two Stateroom Layout

Route 9 "On the Bass River"
New Gretna, NJ 08224

(609) 296-6000
(609) 296-3956 Fax

www.VikingYachts.com